

Victorian games

Have you ever played any of these popular Victorian games?

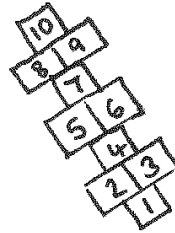
Try to play them with your friends.

KHEPT

KNEBORTH HOUSE, EDUCATION
AND PRESERVATION TRUST

www.kneborthhouse.com

Hopscotch



Mark out where you will play as shown in the picture.

Using a small stone or other marker, throw the stone into square 1. Jump over this square to land one foot on 2 and one on 3, then hop to 4, jump to 5 and 6 etc.

Come back to the start, but this time your marker has to land in square number 2. Repeat for all the numbers until you have gone all the way up to number 10.

KHEPT

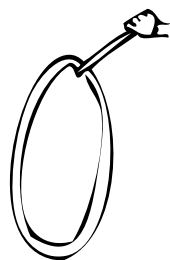
KNEBORTH HOUSE, EDUCATION
AND PRESERVATION TRUST

www.kneborthhouse.com

Rolling a hoop

In Victorian times children would have hoop races where they tried to keep their hoops rolling using a stick.

Can you use a stick to try to keep your hoop rolling? How far can you go?



Victorian hoops would have been made of wood or metal—what is your hoop made of?

KHEPT

KNEBORTH HOUSE, EDUCATION
AND PRESERVATION TRUST

www.kneborthhouse.com

Follow the Leader

Form a line, with the person at the front being the leader. Everyone who is behind the leader has to copy what they do.

If you are the leader, try doing these things:

Walk

Run

March

Lift your knees up high

Stop

KHEPT

KNEBORTH HOUSE, EDUCATION
AND PRESERVATION TRUST

www.kneborthhouse.com

Five Stones



You will need: five small stones or other small objects.

Hold one stone in your hand and put four stones on the ground near you.

Throw your stone in the air. While it is in the air, you must try to pick up one of the other stones before catching the stone you threw in the same hand.

Put the stone you caught to one side and then repeat, trying to get one stone at a time until you have all the stones that were originally on the ground.

KHEPT

KNEBORTH HOUSE, EDUCATION
AND PRESERVATION TRUST


www.kneborthouse.com

Jackstraws

(Pick up Sticks)

You will need: a set of sticks (or straws)

Drop the sticks in the middle of the group. Each player takes turns to remove a stick without moving any other sticks. If you manage to take a stick out without moving it you get to keep the stick. The winner is the player with the most sticks at the end of the game.



KHEPT

KNEBORTH HOUSE, EDUCATION
AND PRESERVATION TRUST

www.kneborthouse.com

Pass the Slipper



You will need: a slipper or other small object .

Pick one player to stand in the middle, with the others standing around them in a circle. The player in the middle closes their eyes and the others pass the slipper round behind their backs. When the person in the middle opens their eyes, the others stop passing the slipper and the player in the middle must guess who is holding the slipper. If they are correct, the person holding the slipper goes into the middle instead.

KHEPT

KNEBORTH HOUSE, EDUCATION
AND PRESERVATION TRUST

www.kneborthouse.com

Kim's Game

You will need: a tray, a selection of small objects.

A tray is prepared with a selection of small items on it. You are given a certain amount of time to look at the tray and remember what is on it.

The tray is then covered or removed and the children have to try to make a list of the items.



KHEPT

KNEBORTH HOUSE, EDUCATION
AND PRESERVATION TRUST

www.kneborthouse.com